

GLEDLL-40W

SPECIFICATIONS



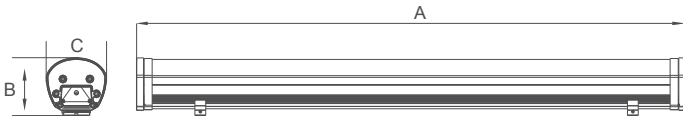
CB CE FC RoHS

Features:

- Direct Replacement for Tube Fixtures
- Multiple Mounting Options
- 0-10 Volt Dimming
- Linkable Option
- 120° Wide Beam Angle
- 5-year warranty


Dimensions:

Length (A): 23.62in (600mm) Height (B): 3.35in (85mm) Width (C): 4.29in (109mm)




Photometrics:

Clear Cover



Frosted Cover



PART NUMBER KEY:

[XX = Finish Options, L = Linkable Installation, D = Dimming, M = Motion Controls with Dimming, LD = Linkable Dimming, LM = Linkable Motion with Dimming]

GLEDLL	-	40W	-	XX	-	CCT	-	Options
				CC		3K		L
				FC		4K		D
						5K		M
								LD
								LM

Example: GLEDLL-40W-CC-3K-LM

Optical Details: (Clear Cover)

Lumen Efficacy	Up to 142 Lm/W (CCT = 4000K)
Lumen Output	5,680 Lm (CCT = 4000K)
CCT	3000K, 4000K, 5000K, 6000K
CRI	> 80 Ra
Beam Angle	120°

Optical Details: (Frosted Cover)

Lumen Efficacy	Up to 132 Lm/W (CCT = 4000K)
Lumen Output	5,280 Lm (CCT = 4000K)
CCT	3000K, 4000K, 5000K, 6000K
CRI	> 80 Ra
Beam Angle	120°

Electrical Details:

System Power Usage	40 Watts
Input Voltage	AC 100-277 Volts
Power Frequency	50/60 Hz
Efficiency	> 87%
Power Factor	> 0.93

Other Details:

Ingress Protection	IP65
Storage Temperature	-40°-185°F (-40-85°C)
Operating Temperature	-4°-113°F (-20-45°C)
Product Dimensions	23.62 x 3.35 x 4.29in (600 x 85 x 109mm)

Accessories:

All accessories must be ordered as a separate item.



Starter Kit
GLEDLL-Starter Kit



Linking Clip
GLEDLL-Linking Clip



Programmer
GLEDLL-Programmer



Mounting Cable (1.5 meters)
GLEDLL-Mounting Cable 1.5m



Motion Sensor Control