



GLEDSR 23W S

STRIP LIGHT SURFACE MOUNT SPECIFICATION SHEET



▼ CERTS

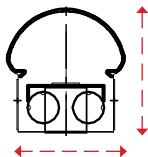



RoHS



▼ DIMENSIONS

4' FIXTURE

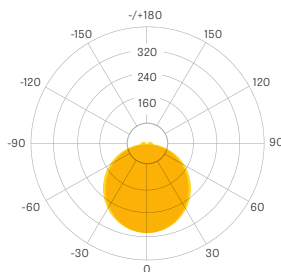


Length: 48 in (1219.2 mm)

Width: 3.35 in (90.5 mm)

Height: 3.35 in (85.2mm)

▼ PHOTOMETRICS



120°
Frosted Cover

▶ OPTICAL SPECS

System Efficacy	Up to 131 Lm/W
Lumen Output	Up to 3,013 Lumens
CCT	35K/ 40K/ 50K
CRI	> 80 Ra
Beam Angle	120°

▶ ELECTRICAL SPECS

Input Voltage	AC 100 - 277 Volts
Power Frequency	50 / 60 Hz
Power Factor	> 0.90
Efficiency	> 85%
Total Harmonic Distortion	< 10%
Dimming Function	0 - 10V

▶ OTHER DETAILS

System Power Usage	23W
Ingress Protection	IP20
Luminaire Net Weight	4.3 Kg
Lifespan	≥ 50,000 Hours
Operating Temperature	-4° to 122°F (-20° to 50°C)
Product Dimensions	48 x 3.56 x 3.35 in (1219.2 x 90.5 x 85.2 mm)

▶ CONTROLS & ACCESSORIES

Intelligent Control	Dimming / Motion Sensor
Back-up Power Supply	5W / 8W / 16W / 25W

*Consult your GEL sales representative or the DLC QPL for specific model certifications.

After choosing options to create the perfect controlled fixture for your space, this chart will help you create the correct SKU necessary to order.

STRIP LIGHT SURFACE MOUNT

PRODUCT	WATTAGE	A CCT	B FIXTURE LENGTH	C SURFACE MOUNT
GLEDSR	23W	35K / 40K / 50K	4	S
GLEDSR	32W	35K / 40K / 50K	4	S
GLEDSR	35W	35K / 40K / 50K	4	S
GLEDSR	46W	35K / 40K / 50K	8	S
GLEDSR	65W	35K / 40K / 50K	8	S

Create your SKU:

GLEDSR

PRODUCT	WATTAGE	CCT	LENGTH	OPTIONS	FIXTURE QUANTITY
---------	---------	-----	--------	---------	------------------

Accessory SKUs if applicable (separate by comma)

ACCESSORY SKUS

Order accessories as separate part number from your Fixture SKU.
Learn more about these options on the Accessories Page.

► MOTION CONTROL

SKU	DESCRIPTION
GLEDSRA Motion Sensor	LED Strip Light Retrofit Kit Motion Sensor
GLEDSRA Programmer	Handheld Wireless Programmer

► BACK-UP POWER SUPPLY

SKU	DESCRIPTION
GLEDSRA BACK UP 5W	Emergency Back Up Power Supply 5w Output
GLEDSRA BACK UP 8W	Emergency Back Up Power Supply 8w Output
GLEDSRA BACK UP 16W	Emergency Back Up Power Supply 16w Output
GLEDSRA BACK UP 25W	Emergency Back Up Power Supply 25w Output

SKU CREATOR GUIDELINES

- Options in chart separated by slash (/)
- Choose one option per column.
- All characters must **always** utilize capitalization. No special characters (/ , & , # , etc.) will be permitted.
- White space in between columns indicates single space in SKU.

SKU CREATOR CATEGORY KEY

To select standard fixture - leave **OPTIONS** column blank.

A CCT - COLOR TEMP.	B FIXTURE LENGTH	C SURFACE OPTIONS
35K - 3,000 Kelvin 40K - 4,000 Kelvin 50K - 5,000 Kelvin	4 - 4 ft. 8 - 8 ft.	S - Surface Mount