




GLEDSB7 305W

BLAZE SHOEBOX SPECIFICATION SHEET

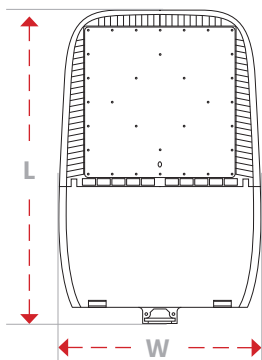


▼ CERTS

RoHS




▼ DIMENSIONS



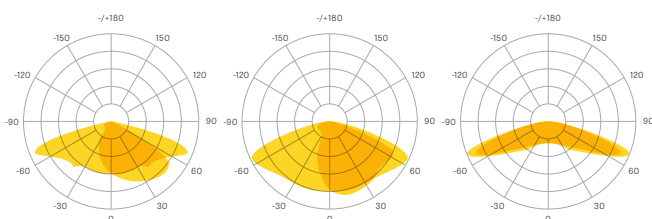
◀ Length 25.20 in (640 mm)

▶ Width 16.38 in (416 mm)

▼ Height 2.87 in (73 mm)



▼ PHOTOMETRICS



Type III

Type IV

Type V

▶ OPTICAL SPECS

Max System Efficacy	165 Lm/W
Max Lumen Output	50,325 Lumens
CCT	30K / 40K / 50K
Distribution Type	Type III / IV / V
CRI	> 70Ra

▶ ELECTRICAL SPECS

Input Voltage	100 ~ 277 V AC
Power Frequency	50 / 60 Hz
Power Factor	> 0.95
Dimming Function	0 - 10V / DALI Optional
High Voltage (Optional)	277 ~ 480 Vac
Surge Protection	10kA / 20kV

▶ OTHER DETAILS

System Power Usage	305 Watts
Fixture Material	PC (Lens) / Aluminum (Body)
Ingress Protection	IP66 Weatherproof
Lifespan	≥ 50,000 Hours
Operating Temperature	-40~122°F (-40°~50°C)
Operating Humidity	10~90% RH
Product Dimensions	25.20 x 16.38 x 2.87 in (640 x 416 x 73 mm)
Net Weight	12 lbs / 5.5 Kg

▶ FIXTURE OPTIONS


Intelligent Controls	Photocell, Motion Sensor, GlobalLink SMART Internal/ NEMA
Mounting Style	Pole mount / Slip Fitter Yoke Mount / Wall Mount
High Voltage	277 ~ 480 Vac




FIXTURE OPTIONS

To apply to your fixture, order by submitting the applicable Accessory SKU with your Fixture SKU.


▶ POLE MOUNT

SKU	PHOTO
GLEDSB7A Pole Mount	


▶ SLIP FITTER

SKU	PHOTO
GLEDSB7A Slip Fitter	


▶ YOKE MOUNT

SKU	PHOTO
GLEDSB7A Yoke Mount	

▶ WALL MOUNT





SKU	PHOTO
GLEDSB7A Wall Mount	

▶ PHOTOCELL


SKU	PHOTO
GLEDSB7A Photocell	
GLEDSB7A 7-Pin Photocell Base	

▶ COLOR OPTIONS



Customize your fixtures by adding color to integrate them more thoroughly into your space or connect them with your brand.

			
RAL8019 Bronze No SKU Needed	RAL9003 GLEDSB7A FC White	RAL9005 GLEDSB7A FC Black	RAL9006 GLEDSB7A FC Grey

▶ MOTION SENSOR

SKU	PHOTO
GLEDSB7A Motion Sensor	
<p>Integrated passive infrared sensor control features bi-level dimming and on/off control. Comes pre-installed with a sensing range of 12 meters high and 30 meters in diameter.</p> <p>Compatible with GlobalLink network controls when paired with an appropriate luminaire controller.</p>	

▶ WIRELESS CONTROLS

SKU	PHOTO
GLEDSB7A GlobalLink SMART Internal	
<p>GlobalLink SMART compatible luminaire internal controller.</p>	
GLEDSB7A GlobalLink SMART NEMA	
<p>GlobalLink SMART compatible luminaire NEMA controller.</p>	

After choosing options to create the perfect controlled fixture for your space, use this chart to create your ordering SKU.

BLAZE SHOEBOX STREET LIGHT

PRODUCT	WATTAGE	A CCT	B DIST. TYPE	C OPTIONS
GLEDSB7	50W	30K / 40K / 50K	T3S / TS4 / T5S	D / HV D
GLEDSB7	80W	30K / 40K / 50K	T3S / TS4 / T5S	D / HV D
GLEDSB7	125W	30K / 40K / 50K	T3S / TS4 / T5S	D / HV D
GLEDSB7	155W	30K / 40K / 50K	T3S / TS4 / T5S	D / HV D
GLEDSB7	185W	30K / 40K / 50K	T3S / TS4 / T5S	D / HV D
GLEDSB7	245W	30K / 40K / 50K	T3S / TS4 / T5S	D / HV D
GLEDSB7	305W	30K / 40K / 50K	T3S / TS4 / T5S	D / HV D
GLEDSB7	415W	30K / 40K / 50K	T3S / TS4 / T5S	D / HV D

Create your SKU:

GLEDSB7

PRODUCT

WATTAGE

CCT

DIST. TYPE

OPTIONS

Accessory SKUs if applicable

Fixture Quantity

SKU CREATOR GUIDELINES

- Options separated by slash (/)
- Choose one option per column.
- All characters must **always** utilize capitalization. No special characters (/, &, #, etc.) will be permitted.
- White space in between columns indicates single space in SKU.

SKU CREATOR CATEGORY KEY

CCT - COLOR TEMP

30K - 3,000 Kelvin
40K - 4,000 Kelvin
50K - 5,000 Kelvin

DISTRIBUTION TYPE

T3S - Type III Short
T4S - Type IV Short
T5S - Type V Short

OPTIONS

D - 1-10v Dimming
HV D - High Voltage & 1-10v Dimming

ACCESSORIES

Order accessories as separate part number from your Fixture SKU. Learn more about these options on the Accessories Page.

PHOTOCELL / MOTION / WIRELESS

GLEDSB7A Photocell

GLEDSB7A Motion Sensor

GLEDSB7A GlobalLink SMART Internal

GLEDSB7A GlobalLink SMART NEMA

MOUNTING

GLEDSB7A Pole Mount

GLEDSB7A Slip Fitter

GLEDSB7A Wall Mount

GLEDSB7A Yoke Mount